

# ROYAL

BASKET TRUCKS



CARTS FOR YOUR WORLD

[www.royal-basket.com](http://www.royal-basket.com)



# TABLE OF CONTENTS

Color Options, Model, Product and Size Codes, Caster Arrangements .....	3	Poly Liners and Frames (PL/PF).....	19
Permanent Liner Basket Trucks (PM/PW) .....	4	Poly Hinged Lids (LD).....	19
Knock-Down Basket Trucks (KD/KW).....	5	Recycle Carts and Lids (RC/LD).....	20
Removable Liner Basket Trucks (RV).....	6	Recycle Cart with Locking Lid (RL).....	20
Heavy-Duty Basket Trucks (HD).....	6	Mail Truck (MT) .....	20
Elevated Basket Trucks (EL).....	7	Bull Carts (BU).....	21
Elevated Poly Trucks (EP) .....	7	Produce Carts (P2) .....	21
Hinged Top Basket Trucks (HT/HP).....	8	Bulk Containers (BK).....	21
Travel Carts .....	9	Utility Cart (UT).....	22
Basket Truck Customization .....	9	Linen Carts (LC).....	22
Hampers – Enviro, Pool Towel, Towel (HB/EB/PH/TH) .....	10	Housekeeping Carts (HC).....	23
X-Frame Carts – Pool Towel, Mesh (XF/XP/XM).....	10	Replacement Housekeeping Cart Bags (HC) .....	23
Enviro Carts (E3/D3) .....	11	PVC Hampers (L1/LF/LG/LQ).....	24
Replacement Enviro Cart Bags (E3/D3).....	11	Replacement PVC Hamper Liners (LM) .....	24
Sorting Carts (S2/S3/W2/W3).....	12	PVC Linen Carts (L2/L3) .....	25
Replacement Sorting Cart Bags (S2/S3).....	12	Shower Tower (L3) .....	25
Poly Scale Carts (ST) .....	13	Basket Truck Spring Lifts (SL) .....	26
Hanging Scale Carts (SC).....	13	Poly Truck Spring Lifts (PS).....	26
Flatwork Ironer Trucks (FW).....	14	Replacement Vinyl and Canvas Liners (LN) .....	27
Replacement Flatwork Ironer Parts (LN/SL).....	14	Nylon Truck Inserts (TI) .....	27
Open End Flatwork Ironer Trucks (FO) .....	14	Nylon Caps (CP).....	28
Replacement Open End Flatwork Ironer Parts (LN/SL) .....	14	Vinyl Covers (VC).....	28
Extractor Trucks (EX) .....	15	Nylon Covers (NC) .....	28
Replacement Extractor Truck Parts (LN).....	15	Corner Bumpers (BM).....	29
Bulk Wire Truck (BW).....	15	Replacement Springs (SG).....	29
Wire Laundry Carts (W0/W1/W2/Y0/Y2).....	16	Janitorial Organizers (JS).....	29
Bulk Poly Trucks (BP) .....	17	Custom Screen Printing (SU/SN).....	30
Turnabout Trucks (TA/TP) .....	17	Replacement Casters (CR/CS) .....	30
Bulk Tambour Trucks (BT) .....	17	Why Royal.....	31
Poly Trucks (PT/PG).....	18	Uses and Applications.....	31



## Warranty

All products are warranted against defects in materials and workmanship for ninety (90) days from delivery. Defective products will be replaced (FOB Darien, WI) if returned during the warranty period. No returns are allowed without a Return Authorization Form.

## COLOR OPTIONS

**COLOR:\*** Designate either canvas "CN" or the 2 letter vinyl color code.



BK-Black



BL-Blue



BR-Brown



GN-Green



GR-Gray



NB-Navy Blue




OR-Orange



PR-Purple



RD-Red



TN-Tan



WH-White



YL-Yellow



CN-Canvas

\*Colors are for reference only, actual colors may vary from printed sample.

## MODEL NUMBER

<b>R</b>	<b>12</b>	<b>BL</b>	<b>PM</b>	<b>A</b>
Size	Color	Product Code	Caster Arrangement	

## SIZE CODE

**SIZE:** See Product Charts for Sizes

## PRODUCT CODE

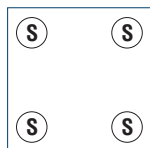
**PRODUCT CODE:** See Table of Contents for complete listing of product codes

## CASTER ARRANGEMENT OPTIONS

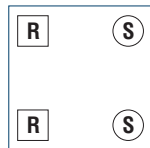
**CASTER ARRANGEMENT:** State the 1 letter caster mounting pattern code. Designate arrangement "N" for no casters.

A C D E N  
(See Caster Patterns below)

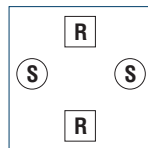
Casters: Polyurethane, non-marking wheels are standard on all casters and will be shipped unless otherwise specified. For hard rubber or soft rubber and other caster sizes, see Optional and Replacement Casters (page 30).



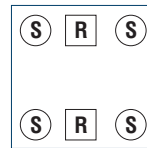
**PATTERN A**  
Corner mount 4 swivel casters  
(Most common pattern)




**PATTERN C**  
Corner mount  
2 rigid/2 swivel casters  
(Ideal for long, straight runs)



**PATTERN D**  
Diamond mount (tilt)  
2 rigid/2 swivel casters  
(Traditional postal cart design)



**PATTERN E**  
Full mount 2 rigid/4 swivel casters  
(Where added strength is needed)



**PATTERN N**  
No casters

## PERMANENT LINER BASKET TRUCKS WOOD BASE (PM)



- Liner is permanently riveted to frame
- Perm Liner (PM) has a wood base comprised of 1" x 2" and 1" x 4" kiln-dried select hardwood
- Standard 3" polyurethane casters
- Unique weight transfer interlock system unitizes the base, frame and casters for maximum strength
- Liners are made from super-strong, mold, mildew, UV resistant and flame retardant vinyl

- or heavy duty white canvas
- Reinforced handles riveted for durability
- Ships fully assembled
- Carts nest inside each other for shipping and storage



DESCRIPTION	CU FT	BUSHEL	LENGTH	WIDTH	DEPTH	OVERALL HEIGHT	CANVAS		VINYL	
							MODEL	WEIGHT	MODEL	WEIGHT
4 BU Permanent Wood Base	4.9	4	26"	18"	18"	24 1/2"	R04CNPM*	22 lbs	R04**PM*	21 lbs
6 BU Permanent Wood Base	7.1	6	30"	20"	20 1/2"	27"	R06CNPM*	26 lbs	R06**PM*	25 lbs
8 BU Permanent Wood Base	10	8	34"	22"	23"	29 1/2"	R08CNPM*	31 lbs	R08**PM*	30 lbs
10 BU Permanent Wood Base	12.5	10	36"	24"	25"	31 1/2"	R10CNPM*	34 lbs	R10**PM*	33 lbs
12 BU Permanent Wood Base	14.9	12	36"	26"	27 1/2"	34"	R12CNPM*	38 lbs	R12**PM*	36 lbs
14 BU Permanent Wood Base	17.8	14	40"	28"	27 1/2"	34"	R14CNPM*	44 lbs	R14**PM*	42 lbs
16 BU Permanent Wood Base	19.4	16	40"	28"	30"	36 1/2"	R16CNPM*	50 lbs	R16**PM*	48 lbs
18 BU Permanent Wood Base	21.9	18	42"	30"	30"	36 1/2"	R18CNPM*	56 lbs	R18**PM*	52 lbs
20 BU Permanent Wood Base	26.7	20	48"	32"	30"	36 1/2"	R20CNPM*	64 lbs	R20**PM*	60 lbs

## PERMANENT LINER BASKET TRUCKS WIRE BASE (PW)



- Liner is permanently riveted to frame
- Perm Wire (PW) has a powder coated 3/8" steel wire base
- Standard 3" polyurethane casters
- Unique weight transfer interlock system unitizes the base, frame and casters for maximum strength
- Liners are made from super-strong, mold, mildew, UV resistant and flame retardant vinyl or heavy duty white canvas

- Reinforced handles riveted for durability
- Ships fully assembled
- Carts nest inside each other for shipping and storage



DESCRIPTION	CU FT	BUSHEL	LENGTH	WIDTH	DEPTH	OVERALL HEIGHT	CANVAS		VINYL	
							MODEL	WEIGHT	MODEL	WEIGHT
4 BU Permanent Wire Base	4.9	4	26"	18"	18"	23"	R04CNPW*	22 lbs	R04**PW*	21 lbs
6 BU Permanent Wire Base	7.1	6	30"	20"	20 1/2"	25 1/2"	R06CNPW*	26 lbs	R06**PW*	25 lbs
8 BU Permanent Wire Base	10	8	34"	22"	23"	28"	R08CNPW*	31 lbs	R08**PW*	30 lbs
10 BU Permanent Wire Base	12.5	10	36"	24"	25"	30"	R10CNPW*	34 lbs	R10**PW*	33 lbs
12 BU Permanent Wire Base	14.9	12	36"	26"	27 1/2"	32 1/2"	R12CNPW*	38 lbs	R12**PW*	36 lbs
14 BU Permanent Wire Base	17.8	14	40"	28"	27 1/2"	32 1/2"	R14CNPW*	44 lbs	R14**PW*	42 lbs
16 BU Permanent Wire Base	19.4	16	40"	28"	30"	35"	R16CNPW*	50 lbs	R16**PW*	48 lbs
18 BU Permanent Wire Base	21.9	18	42"	30"	30"	35"	R18CNPW*	56 lbs	R18**PW*	52 lbs
20 BU Permanent Wire Base	26.7	20	48"	32"	30"	35"	R20CNPW*	64 lbs	R20**PW*	60 lbs

\*\*Color \*Caster Arrangement

## KNOCK DOWN BASKET TRUCKS WOOD BASE (KD)

- Designed to save freight costs
- Ships economically via UPS or Fed Ex
- Note: knock-down trucks are not collapsible
- Removable heavy-duty white canvas or super-strong vinyl liner
- Liner laced to frame with nylon rope through a double row of rust resistant grommets in a reinforced hem
- Kiln-dried select hardwood base
- 3" polyurethane non-marking casters

- Available in 6 sizes (8, 10, 12, 14, 16 or 18 bushel)
- 2 caster arrangements: A or C
- Some assembly required using pliers and a hammer



KD unassembled



DESCRIPTION	CU FT	BUSHEL	LENGTH	WIDTH	DEPTH	OVERALL HEIGHT	CANVAS		VINYL	
							MODEL	WEIGHT	MODEL	WEIGHT
8 BU Knock Down Wood Base	10	8	34"	22"	23"	29 1/2"	R08CNKD*	37 lbs	R08**KD*	35 lbs
10 BU Knock Down Wood Base	12.5	10	36"	24"	25	31 1/2"	R10CNKD*	39 lbs	R10**KD*	37 lbs
12 BU Knock Down Wood Base	14.9	12	36"	26"	27 1/2"	34"	R12CNKD*	41 lbs	R12**KD*	39 lbs
14 BU Knock Down Wood Base	17.8	14	40"	28"	27 1/2"	34"	R14CNKD*	43 lbs	R14**KD*	41 lbs
16 BU Knock Down Wood Base	19.4	16	40"	28"	30"	36 1/2"	R16CNKD*	45 lbs	R16**KD*	43 lbs
18 BU Knock Down Wood Base	21.9	18	42"	30"	30"	36 1/2"	R18CNKD*	55 lbs	R18**KD*	51 lbs

## KNOCK DOWN BASKET TRUCKS WIRE BASE (KW)

- Designed to save freight costs
- Ships economically via UPS or Fed Ex
- Note: knock-down trucks are not collapsible
- Rust-resistant, powder coated 3/8" steel frame and base
- Removable heavy-duty white canvas or super-strong vinyl liner
- Liner laced to frame with nylon rope through a double row of rust resistant grommets in a reinforced hem
- 3" polyurethane non-marking casters

- Available in 6 sizes (8, 10, 12, 14, 16 or 18 bushel)
- 2 caster arrangements: A or C
- Some assembly required using pliers and a hammer



KW unassembled



DESCRIPTION	CU FT	BUSHEL	LENGTH	WIDTH	DEPTH	OVERALL HEIGHT	CANVAS		VINYL	
							MODEL	WEIGHT	MODEL	WEIGHT
8 BU Knock Down Wire Base	10	8	34"	22"	23"	28"	R08CNKW*	37 lbs	R08**KW*	35 lbs
10 BU Knock Down Wire Base	12.5	10	36"	24"	25	30"	R10CNKW*	39 lbs	R10**KW*	37 lbs
12 BU Knock Down Wire Base	14.9	12	36"	26"	27 1/2"	32 1/2"	R12CNKW*	41 lbs	R12**KW*	39 lbs
14 BU Knock Down Wire Base	17.8	14	40"	28"	27 1/2"	32 1/2"	R14CNKW*	43 lbs	R14**KW*	41 lbs
16 BU Knock Down Wire Base	19.4	16	40"	28"	30"	35"	R16CNKW*	45 lbs	R16**KW*	43 lbs
18 BU Knock Down Wire Base	21.9	18	42"	30"	30"	35"	R18CNKW*	55 lbs	R18**KW*	51 lbs

\*\*Color \*Caster Arrangement

## REMOVABLE LINER BASKET TRUCKS (RV)



- Removable heavy-duty white canvas or super-strong vinyl liner
- Liner laced to frame with nylon rope through a double row of rust resistant grommets in a reinforced hem
- Kiln dried select hardwood base
- 3" non-marking polyurethane casters
- Available in 9 sizes (4 – 20 bushel)
- Minimal assembly required

DESCRIPTION	CU FT	BUSHEL	LENGTH	WIDTH	DEPTH	OVERALL HEIGHT	CANVAS		VINYL	
							MODEL	WEIGHT	MODEL	WEIGHT
4 BU Removable Liner	4.9	4	26"	18"	18"	24 1/2"	R04CNRV*	21 lbs	R04**RV*	20 lbs
6 BU Removable Liner	7.1	6	30"	20"	20 1/2"	27"	R06CNRV*	25 lbs	R06**RV*	24 lbs
8 BU Removable Liner	10	8	34"	22"	23"	29 1/2"	R08CNRV*	30 lbs	R08**RV*	29 lbs
10 BU Removable Liner	12.5	10	36"	24"	25"	31 1/2"	R10CNRV*	33 lbs	R10**RV*	32 lbs
12 BU Removable Liner	14.9	12	36"	26"	27 1/2"	34"	R12CNRV*	37 lbs	R12**RV*	35 lbs
14 BU Removable Liner	17.8	14	40"	28"	27 1/2"	34"	R14CNRV*	43 lbs	R14**RV*	41 lbs
16 BU Removable Liner	19.4	16	40"	28"	30"	36 1/2"	R16CNRV*	49 lbs	R16**RV*	47 lbs
18 BU Removable Liner	21.9	18	42"	30"	30"	36 1/2"	R18CNRV*	55 lbs	R18**RV*	51 lbs
20 BU Removable Liner	26.7	20	48"	32"	30"	36 1/2"	R20CNRV*	63 lbs	R20**RV*	59 lbs

## HEAVY DUTY BASKET TRUCKS (HD)



- 33% more hardwood for base support and 20% more steel for frame support
- 4" polyurethane casters
- Liner permanently riveted to frame
- Reinforced handles riveted for durability
- Heavy-duty PVC topping
- 2" vinyl rod pockets
- Ships fully assembled
- Available in 4 sizes (16 – 24 bushel)
- Replacement liners available

DESCRIPTION	CU FT	BUSHEL	LENGTH	WIDTH	DEPTH	OVERALL HEIGHT	CANVAS		VINYL	
							MODEL	WEIGHT	MODEL	WEIGHT
16 BU Heavy Duty Basket Truck	19.4	16	40"	28"	30"	37 1/2"	R16CNHD*	55 lbs	R16**HD*	54 lbs
18 BU Heavy Duty Basket Truck	21.9	18	42"	30"	30"	37 1/2"	R18CNHD*	61 lbs	R18**HD*	60 lbs
20 BU Heavy Duty Basket Truck	26.7	20	48"	32"	30"	37 1/2"	R20CNHD*	69 lbs	R20**HD*	68 lbs
24 BU Heavy Duty Basket Truck	31.9	24	54"	34"	30"	37 1/2"	R24CNHD*	81 lbs	R24**HD*	80 lbs

\*\*Color \*Caster Arrangement

## ELEVATED BASKET TRUCKS (EL)

- Ergonomically designed
- Ships economically via UPS or FedEx
- Rust-resistant, powder coated 3/8" steel frame
- Liner permanently riveted to frame
- Reinforced handles riveted for durability
- Kiln-dried select hardwood base
- 3" non-marking polyurethane casters
- Some assembly required (if shipped UPS or FedEx)
- Available in 3 sizes (3, 4 or 6 bushel)
- Orders of 3 or more ship fully assembled via LTL



DESCRIPTION	CU FT	BUSHEL	LENGTH	WIDTH	DEPTH	OVERALL HEIGHT	CANVAS		VINYL	
							MODEL	WEIGHT	MODEL	WEIGHT
3 BU Elevated	4.5	3	24"	18"	18"	30 1/2"	R03CNELA	26 lbs	R03**ELA	24 lbs
4 BU Elevated	4.9	4	26"	18"	18"	30 1/2"	R04CNELA	28 lbs	R04**ELA	26 lbs
6 BU Elevated	7.1	6	30"	20"	20 1/2"	30 1/2"	R06CNELA	30 lbs	R06**ELA	28 lbs

## POLY ELEVATED BASKET TRUCKS (EP)

- Rust-resistant, powder coated 1" steel tubular base
- Seamless, molded polyethylene body
- "Bolt-through" design mounts tub to tubular base
- 4" non-marking polyurethane socket casters
- Ships fully assembled via common carrier



DESCRIPTION	CU FT	BUSHEL	LENGTH	WIDTH	DEPTH	HEIGHT	MODEL	WEIGHT
6 BU Poly Elevated	6.7	6	34"	24"	20"	38"	R06**EPA	27 lbs

\*\*Color \*Caster Arrangement

## HINGED TOP BASKET TRUCKS (HT)



- Permanent Liner Basket Truck with locking hinged top
- Cart available in canvas or vinyl
- One piece, 5/8" MDF wood laminated with durable black vinyl
- Heavy-duty hardware welded to frame of Permanent Liner Basket Truck
- 3" non-marking polyurethane casters
- Ships fully assembled

DESCRIPTION	CU FT	BUSHEL	LENGTH	WIDTH	DEPTH	OVERALL HEIGHT	MODEL	WEIGHT
6 BU Hinged Top Basket Truck	7.1	6	30"	20"	20 1/2"	28 1/2"	R06**HT*	36 lbs
8 BU Hinged Top Basket Truck	10	8	34"	22"	23"	31"	R08**HT*	43 lbs
10 BU Hinged Top Basket Truck	12.5	10	36"	24"	25"	33"	R10**HT*	48 lbs
12 BU Hinged Top Basket Truck	14.9	12	36"	26"	27 1/2"	35 1/2"	R12**HT*	52 lbs
14 BU Hinged Top Basket Truck	17.8	14	40"	28"	27 1/2"	35 1/2"	R14**HT*	62 lbs
16 BU Hinged Top Basket Truck	19.4	16	40"	28"	30"	38"	R16**HT*	68 lbs
18 BU Hinged Top Basket Truck	21.9	18	42"	30"	30"	38"	R18**HT*	79 lbs
20 BU Hinged Top Basket Truck	26.7	20	48"	32"	30"	38"	R20**HT*	88 lbs
24 BU Hinged Top Basket Truck	31.9	24	54"	34"	30"	39"	R24**HT*	108 lbs

HT Series includes a permanent liner basket truck

## PVC HINGED TOP BASKET TRUCKS (HP)



- Permanent Liner Basket Truck with locking hinged top
- Cart available in canvas or vinyl
- One piece 1/2" black PVC cover
- Heavy-duty hardware welded to frame of Permanent Liner Basket Truck
- 3" non-marking polyurethane casters
- Ships fully assembled

DESCRIPTION	CU FT	BUSHEL	LENGTH	WIDTH	DEPTH	OVERALL HEIGHT	MODEL	WEIGHT
6 BU PVC Hinged Top Basket Truck	7.1	6	30"	20"	20 1/2"	28 1/2"	R06**HP*	36 lbs
8 BU PVC Hinged Top Basket Truck	10	8	34"	22"	23"	31"	R08**HP*	43 lbs
10 BU PVC Hinged Top Basket Truck	12.5	10	36"	24"	25"	33"	R10**HP*	48 lbs
12 BU PVC Hinged Top Basket Truck	14.9	12	36"	26"	27 1/2"	35 1/2"	R12**HP*	52 lbs
14 BU PVC Hinged Top Basket Truck	17.8	14	40"	28"	27 1/2"	35 1/2"	R14**HP*	62 lbs
16 BU PVC Hinged Top Basket Truck	19.4	16	40"	28"	30"	38"	R16**HP*	68 lbs
18 BU PVC Hinged Top Basket Truck	21.9	18	42"	30"	30"	38"	R18**HP*	79 lbs
20 BU PVC Hinged Top Basket Truck	26.7	20	48"	32"	30"	38"	R20**HP*	88 lbs
24 BU PVC Hinged Top Basket Truck	31.9	24	54"	34"	30"	39"	R24**HP*	108 lbs

HP Series includes a permanent liner basket truck

\*\*Color \*Caster Arrangement



## TRAVEL CARTS

- Permanent liner vinyl cart
- Heavy-duty reinforced steel wire frame
- Wood or wire bases
- Powder coated frame for superior durability
- Locking hinged tops (MDF or PVC)
- Custom color combinations, screen printing



## BASKET TRUCK CUSTOMIZATION

- Customize a basket truck for your specific application or environment.
- The size of our standard basket trucks can be modified by changing the length, width, depth or overall height.
- Vinyl basket trucks can be two-toned using two vinyl colors to show off your school or team colors.
- Add custom screen printing to further personalize your carts or to organize the flow of operations in your environment.
- Add accessories: inserts, covers, corner bumpers, etc.
- Upgrade to meet your application and needs



\*\*Color \*Caster Arrangement

## HAMPERS (HB/EB/TH/PH)



HBK



EBK



TH



PH

- Bag styles available:
  - Standard Hamper (HB)
  - Enviro Hamper with Recycle Logo (EB)
  - Pool Towel Hamper (PH)
  - Towel Hamper (TH)
- Collecting and sorting solution
- Convenient and collapsible
- Super-strong, flame retardant vinyl drawstring bag
- Galvanized steel rod stand
- Easy clean-up with a mild detergent
- Ships economically via UPS or FedEx

DESCRIPTION	CU FT	CAPACITY	LENGTH	WIDTH	HEIGHT	MODEL	WEIGHT
Hamper Bag	4.2	30 gal	16"	15"	30"	R00**HBN	2 lbs
Enviro Hamper Bag	4.2	30 gal	16"	15"	30"	R00**EBN	2 lbs
Towel Hamper Bag	4.2	30 gal	16"	15"	30"	R00**THK	2 lbs
Pool Towel Hamper Bag	4.2	30 gal	16"	15"	30"	R00**PHN	2 lbs
Hamper Stand	4.2	30 gal	16"	15"	30"	R00WHHSN	5 lbs
Hamper Kit (includes bag)	4.2	30 gal	16"	15"	30"	R00**HBK	7 lbs
Enviro Hamper Kit (includes bag)	4.2	30 gal	16"	15"	30"	R00**EBK	7 lbs
Towel Hamer Kit (includes bag)	4.2	30 gal	16"	15"	30"	R00**THK	7 lbs
Pool Towel Hamper Kit (includes bag)	4.2	30 gal	16"	15"	30"	R00**PHK	7 lbs

## X-FRAME CARTS (XF/XP/XM)



XF



XM



PH

- Collecting and sorting solution
- Convenient and collapsible
- Super-strong, flame retardant vinyl bag or mesh bag
- Powder coated 1" steel tubular frame
- 3" casters
- Easy clean-up with a mild detergent
- Replacement bags available
- Ships economically via UPS or FedEx

DESCRIPTION	CU FT	CAPACITY	LENGTH	WIDTH	HEIGHT	DEPTH	MODEL	WEIGHT
X-Frame Cart	8.9	8 bu	26"	21"	36"	30	R00**XFA	22 lbs
Pool Towel X-Frame Cart	8.9	8 bu	26"	21"	36"	30	R00**XPA	22 lbs
Mesh X-Frame Cart	8.9	8 bu	26"	21"	36"	30"	R00**XMA	22 lbs

## X-FRAME REPLACEMENT BAGS

DESCRIPTION	CU FT	CAPACITY	LENGTH	WIDTH	DEPTH	MODEL	WEIGHT
Vinyl Replacement Bag	8.9	8 bu	26"	21"	30	R00**XBN	4 lbs
Replacement Pool Bag	8.9	8 bu	26"	21"	30	R00**XPN	4 lbs
Replacement Mesh Bag	8.9	8 bu	26"	21"	30	R00**XMN	4 lbs

\*\*Color \*Caster Arrangement

## ENVIRO CARTS WOOD BASE (E3)

- Powder coated 3/8" steel frame and kiln dried hardwood base
- Standard 4" polyurethane casters
- Removable super-strong vinyl liners
- Liners screen printed with "recycle" logo
- Ideal for sorting and collecting recyclables
- Compartments are held in place with nylon drawstrings for easy attachment and removal
- Easy clean-up with a mild detergent
- Minimal assembly required
- Available in 2 sizes (12 or 18 bushel)



DESCRIPTION	COMPARTMENTS	CU FT	BUSHEL	LENGTH	WIDTH	DEPTH	HEIGHT	COLOR	MODEL	WEIGHT
12 BU 3 Comp Enviro Cart	3 - 4 BU	15.7	12	36"	26"	30"	37 1/2"	RD, WH, BL	R1200E3A	55 lbs
18 BU 3 Comp Enviro Cart	3 - 6 BU	23.3	18	42"	30"	32 1/2"	40"	RD, WH, BL	R1800E3A	60 lbs

## ENVIRO CARTS WIRE BASE (D3)

- Powder coated 3/8" steel frame and base
- Standard 4" polyurethane casters
- Removable super-strong vinyl liners
- Liners screen printed with "recycle" logo
- Ideal for sorting and collecting recyclables
- Compartments are held in place with nylon drawstrings for easy attachment and removal
- Easy clean-up with a mild detergent
- Minimal assembly required
- Available in 2 sizes (12 or 18 bushel)
- Available with wire base (D3A and KWA)



DESCRIPTION	COMPARTMENTS	CU FT	BUSHEL	LENGTH	WIDTH	DEPTH	HEIGHT	COLOR	MODEL	WEIGHT
12 BU 3 Comp Enviro Cart	3 - 4 BU	15.7	12	36"	26"	30"	35"	RD, WH, BL	R1200D3A	55 lbs
18 BU 3 Comp Enviro Cart	3 - 6 BU	23.3	18	42"	30"	32 1/2"	38"	RD, WH, BL	R1800D3A	60 lbs

## REPLACEMENT ENVIRO BAGS

DESCRIPTION	BUSHEL	LENGTH	WIDTH	DEPTH	MODEL	WEIGHT
12 BU Blue, 3 Compartment	12	26"	11"	30"	R12BLE3N	2 lbs
12 BU Red, 3 Compartment	12	26"	11"	30"	R12RDE3N	2 lbs
12 BU White, 3 Compartment	12	26"	11"	30"	R12WHE3N	2 lbs
18 BU Blue, 3 Compartment	18	30"	14"	32 1/2"	R18BLE3N	3 lbs
18 BU Red, 3 Compartment	18	30"	14"	32 1/2"	R18RDE3N	3 lbs
18 BU White, 3 Compartment	18	30"	14"	32 1/2"	R18WHE3N	3 lbs

## SORTING CARTS WOOD BASE (S2/S3)



- Powder coated 3/8" steel frame and kiln dried hardwood base
- Standard 4" polyurethane casters
- Removable super-strong vinyl liners
- Compartments are held in place with nylon drawstrings for easy attachment and removal
- Easy clean-up with a mild detergent
- Minimal assembly required
- Available in 2 sizes

DESCRIPTION	COMPARTMENTS	CU FT	BUSHEL	LENGTH	WIDTH	DEPTH	HEIGHT	COLOR	MODEL	WEIGHT
12 BU 2 Comp Sorting Cart	2 - 6 BU	15.7	12	36"	26"	30"	37 1/2"	BL & WH	R1200S2A	55 lbs
18 BU 2 Comp Sorting Cart	2 - 9 BU	23.3	18	42"	30"	32 1/2"	40"	BL & WH	R1800S2A	60 lbs
12 BU 3 Comp Sorting Cart	3 - 4 BU	15.7	12	36"	26"	30"	37 1/2"	BL, GN, YL	R1200S3A	55 lbs
18 BU 3 Comp Sorting Cart	3 - 6 BU	23.3	18	42"	30"	32 1/2"	40"	BL, GN, YL	R1800S3A	60 lbs

## SORTING CARTS WIRE BASE (W2/W3)



- Powder coated 3/8" steel frame and base
- Standard 4" polyurethane casters
- Removable super-strong vinyl liners
- Compartments are held in place with nylon drawstrings for easy attachment and removal
- Easy clean-up with a mild detergent
- Minimal assembly required
- Available in 2 sizes (12 or 18 bushel)

DESCRIPTION	COMPARTMENTS	CU FT	BUSHEL	LENGTH	WIDTH	DEPTH	HEIGHT	COLOR	MODEL	WEIGHT
12 BU 2 Comp Sorting Cart	2 - 6 BU	15.7	12	36"	26"	30"	35"	BL & WH	R1200W2A	55 lbs
18 BU 2 Comp Sorting Cart	2 - 9 BU	23.3	18	42"	30"	32 1/2"	38"	BL & WH	R1800W2A	60 lbs
12 BU 3 Comp Sorting Cart	3 - 4 BU	15.7	12	36"	26"	30"	35"	BL, GN, YL	R1200W3A	55 lbs
18 BU 3 Comp Sorting Cart	3 - 6 BU	23.3	18	42"	30"	32 1/2"	38"	BL, GN, YL	R1800W3A	60 lbs

## REPLACEMENT SORTING BAGS

DESCRIPTION	BUSHEL	LENGTH	WIDTH	DEPTH	MODEL	WEIGHT
12 BU 3 Comp Blue Replacement Sorting Bag	12	26"	11"	30"	R12BLE3N	2 lbs
12 BU 3 Comp Green Replacement Sorting Bag	12	26"	11"	30"	R12RDE3N	2 lbs
12 BU 3 Comp Yellow Replacement Sorting Bag	12	26"	11"	30"	R12WHE3N	2 lbs
18 BU 3 Comp Blue Replacement Sorting Bag	18	30"	14"	32 1/2"	R18BLE3N	3 lbs
18 BU 3 Comp Green Replacement Sorting Bag	18	30"	14"	32 1/2"	R18RDE3N	3 lbs
18 BU 3 Comp Yellow Replacement Sorting Bag	18	30"	14"	32 1/2"	R18WHE3N	3 lbs
12 BU 2 Comp Blue Replacement Sorting Bag	12	26"	18"	30"	R12BLS2N	3 lbs
12 BU 2 Comp White Replacement Sorting Bag	12	26"	18"	30"	R12WHS2N	3 lbs
18 BU 2 Comp Blue Replacement Sorting Bag	18	30"	20"	32 1/2"	R18BLS2N	4 lbs
18 BU 3 Comp White Replacement Sorting Bag	18	30"	20"	32 1/2"	R18WHS2N	4 lbs

## POLY SCALE CARTS (ST)

- Designed for weighing linens
- Digital scale with auto shut-off; rated to 250 lbs
- Seamless, molded polyethylene tub
- Heavy-duty powder coated steel tubular base and frame
- Support arms keep tub on platform
- 3" non-marking polyurethane casters
- Minimal assembly required



DESCRIPTION	BUSHEL	LENGTH	WIDTH	DEPTH	OVERALL HEIGHT	MODEL	WEIGHT
6 BU Poly Scale Cart	6	34"	24"	20"	35"	R06**STA	55 lbs
8 BU Poly Scale Cart	8	39"	27"	23"	38 1/2"	R08**STA	63 lbs

## HANGING SCALE CARTS (SC)

- Designed for weighing linens
- Scale rated to 220 pounds
- Hanging vinyl bag is permanently riveted to frame (8 and 12 bushel)
- Liners are made from super-strong, mold, mildew, UV resistant and flame retardant vinyl
- Powder coated 3/8" steel wire frame and base
- Standard 3" polyurethane casters
- Some assembly required



DESCRIPTION	BUSHEL	LENGTH	WIDTH	DEPTH	OVERALL HEIGHT	MODEL	WEIGHT
8 BU Hanging Scale Cart	8	32"	24"	13 1/2"	58"	R08**SCA	55 lbs
12 BU Hanging Scale Cart	12	34"	24"	18"	67"	R12**SCA	65 lbs

\*\*Color

## FLATWORK IRONER TRUCKS (FW)



- Heavy-duty spring lift platform constructed of 3/8" steel frame supporting 1/2" plywood deck enclosed in matching vinyl cover
- Liner permanently riveted to frame
- Standard 4" polyurethane casters
- Reinforced handle sewn and riveted for durability
- 2" vinyl rod pockets
- Ships fully assembled
- Available in 3 sizes

DESCRIPTION	CU FT	CAPACITY	LENGTH	WIDTH	HEIGHT	MODEL	WEIGHT
44" Flatwork Ironer Truck	13.5	44"	23"	23"	31"	R44**FWA	62 lbs
50" Flatwork Ironer Truck	15.3	50"	23"	23"	31"	R50**FWA	67 lbs
63" Flatwork Ironer Truck	17.1	56"	23"	23"	31"	R56**FWA	72 lbs

## FLATWORK IRONER REPLACEMENT PARTS

DESCRIPTION	BUSHEL	LENGTH	WIDTH	DEPTH	MODEL	WEIGHT
44" Flatwork Ironer Replacement Liner	13.5	44"	23"	23"	R44**LNN	5 lbs
50" Flatwork Ironer Replacement Liner	15.3	50"	23"	23"	R50**LNN	6 lbs
56" Flatwork Ironer Replacement Liner	17.1	56"	23"	23"	R56**LNN	6 lbs
44" Flatwork Ironer Replacement Spring Lift	13.5	44"	23"	n/a	R44**SLN	20 lbs
50" Flatwork Ironer Replacement Spring Lift	15.3	50"	23"	n/a	R50**SLN	24 lbs
56" Flatwork Ironer Replacement Spring Lift	17.1	56"	23"	n/a	R56**SLN	28 lbs

## OPEN END FLATWORK IRONER TRUCKS (FO)



- Open-end design
- Heavy-duty spring lift platform constructed of 3/8" steel frame enclosed in matching vinyl
- Liner permanently riveted to frame
- Heavy-duty PVC topping
- Standard 4" polyurethane casters
- Ships fully assembled

DESCRIPTION	CU FT	CAPACITY	LENGTH	WIDTH	HEIGHT	MODEL	WEIGHT
85" Open End Flatwork Ironer Truck	28.3	85"	24"	24"	31"	R85**FOA	102 lbs

## OPEN END FLATWORK IRONER REPLACEMENT PARTS

DESCRIPTION	BUSHEL	LENGTH	WIDTH	DEPTH	MODEL	WEIGHT
85" Open End Flatwork Ironer Replacement Liner	28.3	85"	24"	24"	R85**LNN	7 lbs
85" Open End Flatwork Ironer Replacement Spring Lift	28.3	85"	24"	n/a	R85**SLN	45 lbs

\*\*Color

## EXTRACTOR TRUCKS (EX)

- Drain holes created with 4 rust resistant grommets in liner
- Liner permanently riveted to frame
- Standard 4" polyurethane casters; 6 casters is "E" arrangement
- Reinforced handle sewn and riveted for durability
- 2" vinyl rod pockets
- Ships fully assembled
- Available in 2 sizes



DESCRIPTION	CU FT	LENGTH	WIDTH	DEPTH	OVERALL HEIGHT	CANVAS		VINYL	
						MODEL	WEIGHT	MODEL	WEIGHT
60" Extractor Truck	25.6	60"	32"	23"	30 3/4"	R60CNEXE	58 lbs	R60**EXE	53 lbs
70" Extractor Truck	29.8	70"	32"	23"	30 3/4"	R70CNEXE	63 lbs	R70**EXE	58 lbs

## EXTRACTOR TRUCKS REPLACEMENT PARTS

DESCRIPTION	CU FT	LENGTH	WIDTH	DEPTH	MODEL	WEIGHT	MODEL	WEIGHT
60" Extractor Replacement Liner	25.6	60"	32"	23"	R60CNLNN	7 lbs	R60**LNN	6 lbs
70" Extractor Replacement Liner	29.8	70"	32"	23"	R70CNLNN	8 lbs	R70**LNN	7 lbs

## BULK WIRE TRUCK (BW)

- Super-strong 13 oz vinyl liner permanently riveted to frame
- Powder coated 3/8" steel wire frame
- Heavy-duty 4" polyurethane casters
- Available in 12 vinyl colors
- Ships fully assembled and cleans up easily



CAPACITY	LENGTH	WIDTH	HEIGHT	MODEL	WEIGHT
44 cu ft	40"	28"	70"	R48**BWE	80 lbs

\*\*Color

## WIRE LAUNDRY CARTS (W0/W1/W2/Y0/Y2)



W0



Y0



W2



W1

- Ideal for use in all laundry applications
- Durable, black vinyl dipped wire basket
- Black, powder coated steel tubular base
- White, PVC top rim for superior durability

- and protection for walls and equipment
- 5" non-marking polyurethane swivel casters
- Front load baskets feature a tapered basket for easy use with front load equipment

- Available with single or double garment hangers

DESCRIPTION	CU FT	LENGTH	WIDTH	DEPTH	OVERALL HEIGHT	MODEL	WEIGHT
Tapered front basket - no hanger	6.6	34 3/4"	22"	15" / 7"	31 1/2"	R33BKY0A	39 LB
Tapered front basket - double hanger	6.6	34 3/4"	22"	15" / 7"	75"	R33BKY2A	46 LB
Small basket - no hanger	3.4	26"	21"	10 3/4"	26 3/4"	R27BKW0A	31 LB
Small basket - single hanger	3.4	26"	21"	10 3/4"	65 1/2"	R27BKW1A	35 LB
Small basket - double hanger	3.4	26"	21"	10 3/4"	65 1/2"	R27BKW2A	38 LB
Large basket - no hanger	6.5	37 3/4"	19"	15 3/4"	26 3/4"	R33BKW0A	39 LB
Large basket - double hanger	6.5	37 3/4"	19"	15 3/4"	65 1/2"	R33BKW2A	46 LB



## BULK POLY TRUCKS (BF/BP)

- Lower cut-out for easy loading/unloading with less strain
- Ideal for bulk linen collection and transportation
- Tapered floor design with drain slots for efficient drainage
- Powder coated, welded steel base with durable 6" polyurethane casters
- Ships fully assembled and cleans up easily



DESCRIPTION	CAPACITY	LENGTH	WIDTH	HEIGHT	MODEL	WEIGHT
36 cu ft Bulk Poly Truck	36 cu ft	48"	28 1/2"	54 1/2"	R36**BF*	125 lbs
48 cu ft Bulk Poly Truck	48 cu ft	48"	28 1/2"	68"	R48**BP*	135 lbs

## TURNABOUT TRUCKS/TAMBOUR DOOR TRUCKS (TA/TP/BT)



- Ideal for bulk linen collection and transportation
- Tapered floor design with drain slots for efficient drainage
- Powder coated, welded steel base with durable 6" polyurethane casters
- Turnabout has full-front cut-out for complete accessibility
- Turnabout includes two permanently attached pivoting shelves for stacking clean linen or gating soiled linen (TA has wire shelves: TP has molded plastic shelves)
- Tambour door cart features roll top, locking door for secure storage and transit
- Tambour door cart features 2 plastic shelves; rated for 150 lbs each
- Ships fully assembled and cleans up easily

DESCRIPTION	CAPACITY	LENGTH	WIDTH	HEIGHT	MODEL	WEIGHT
Turnabout Truck - Wire Shelves	48 cu ft	48"	28 1/2"	68"	R48**TA*	170 lbs
Turnabout Truck - Plastic Shelves	48 cu ft	48"	28 1/2"	68"	R48**TP*	170 lbs
Bulk Tambour Door Truck	48 cu ft	48"	28 1/2"	68"	R48**BT*	200 lbs

\*\*Color \*Caster Arrangement

## POLY TRUCKS WOOD BASE (PT)



- Seamless molded polyethylene body
- Unique kiln-dried hardwood base
- Standard 4" polyurethane casters
- "Bolt-Through" body attachment
- Smooth finish with rounded corners
- Available in red and FDA compliant blue, gray and white
- Available in 8 sizes (6 – 20 bushel)
- 2 caster placement options: A or C
- Ships fully assembled
- Other colors available through special order

DESCRIPTION	CU FT	BUSHEL	LENGTH	WIDTH	DEPTH	OVERALL HEIGHT	MODEL	WEIGHT
6 BU Poly Truck - Wood Base	6.7	6	34"	24"	20"	27 3/4"	R06**PT*	25 lbs
8 BU Poly Truck - Wood Base	9.4	8	38"	26"	23"	30 1/4"	R08**PT*	30 lbs
10 BU Poly Truck - Wood Base	11.9	10	40"	28"	25 1/2"	33 3/4"	R10**PT*	35 lbs
12 BU Poly Truck - Wood Base	14.2	12	40"	30"	27"	34 1/2"	R12**PT*	42 lbs
14 BU Poly Truck - Wood Base	17	14	44"	32"	27 1/2"	34 1/2"	R14**PT*	47 lbs
16 BU Poly Truck - Wood Base	18.6	16	44"	32"	30"	37 1/4"	R16**PT*	50 lbs
18 BU Poly Truck - Wood Base	24	18	46"	34"	30"	37"	R18**PT*	62 lbs
20 BU Poly Truck - Wood Base	25.6	20	52"	36"	31"	38"	R20**PT*	74 lbs

Outside dimensions listed

## POLY TRUCKS GALVANIZED BASE (PG)



- Seamless molded polyethylene body
- 14-gauge galvanized steel base
- Standard 4" polyurethane casters
- "Bolt-Through" body attachment
- Smooth finish with rounded corners
- Available in red and FDA compliant blue, gray and white
- Available in 8 sizes (6 – 20 bushel)
- 2 caster placement options: A or C
- Ships fully assembled
- Other colors available through special order

DESCRIPTION	CU FT	BUSHEL	LENGTH	WIDTH	DEPTH	OVERALL HEIGHT	MODEL	WEIGHT
6 BU Poly Truck - Metal Base	6.7	6	34"	24"	20"	25 3/4"	R06**PG*	27 lbs
8 BU Poly Truck - Metal Base	9.4	8	38"	26"	23"	28 1/4"	R08**PG*	32 lbs
10 BU Poly Truck - Metal Base	11.9	10	40"	28"	25 1/2"	31 3/4"	R10**PG*	37 lbs
12 BU Poly Truck - Metal Base	14.2	12	40"	30"	27"	32 1/2"	R12**PG*	44 lbs
14 BU Poly Truck - Metal Base	17	14	44"	32"	27 1/2"	32 1/2"	R14**PG*	49 lbs
16 BU Poly Truck - Metal Base	18.6	16	44"	32"	30"	35 1/4"	R16**PG*	52 lbs
18 BU Poly Truck - Metal Base	24	18	46"	34"	30"	35 1/4"	R18**PG*	64 lbs
20 BU Poly Truck - Metal Base	25.6	20	52"	36"	31"	35"	R20**PG*	76 lbs

Outside dimensions listed

\*\*Color \*Caster Arrangement

## POLY LINERS (PL/PF)

- Seamless molded polyethylene body
- Smooth finish with rounded corners
- Available in red and FDA compliant blue, gray and white
- Available in 8 sizes (6 – 20 bushel)
- Steel wire frame and hardwood base with 4" polyurethane casters available
- Poly liner fits existing wire basket truck frames
- Other colors available through special order



PL



PF

DESCRIPTION	CU FT	BUSHEL	LENGTH	WIDTH	POLY LINER DEPTH	MODEL	WEIGHT	FRAME/BASE		
								MODEL	OVERALL HEIGHT	WEIGHT
6 BU Poly Liner and Frame	6.7	6	34"	24"	20"	R06**PLN	14 lbs	R0600PF*	27 3/4"	11 lbs
8 BU Poly Liner and Frame	9.4	8	38"	26"	23"	R08**PLN	17 lbs	R0800PF*	30 1/4"	13 lbs
10 BU Poly Liner and Frame	11.9	10	40"	28"	25 1/2"	R10**PLN	20 lbs	R1000PF*	33 3/4"	15 lbs
12 BU Poly Liner and Frame	14.2	12	40"	30"	27"	R12**PLN	25 lbs	R1200PF*	34 1/2"	17 lbs
14 BU Poly Liner and Frame	17	14	44"	32"	27 1/2"	R14**PLN	28 lbs	R1400PF*	34 1/2"	19 lbs
16 BU Poly Liner and Frame	18.6	16	44"	32"	30"	R16**PLN	31 lbs	R1600PF*	37 1/4"	19 lbs
18 BU Poly Liner and Frame	24	18	46"	34"	30"	R18**PLN	41 lbs	R1800PF*	37"	21 lbs
20 BU Poly Liner and Frame	25.6	20	52"	36"	31"	R20**PLN	48 lbs	R2000PF*	38"	27 lbs

Outside dimensions listed

## POLY HINGED LID (LD)

- Hinged lid for poly trucks and liners
- Concealed hinge
- Domed design to allow for over filling of cart
- Easily opens and closes
- Removable
- Available in blue or gray



DESCRIPTION	CU FT	BUSHEL	LENGTH	WIDTH	DEPTH	MODEL	WEIGHT
6 BU Poly Hinged Lid	6.7	6	34"	24"	5"	R06**LDN	9 lbs
8 BU Poly Hinged Lid	9.4	8	38"	26"	5"	R08**LDN	10 lbs
10 BU Poly Hinged Lid	11.9	10	40"	28"	5"	R10**LDN	11 lbs
12 BU Poly Hinged Lid	14.2	12	40"	30"	5"	R12**LDN	12 lbs
14 BU Poly Hinged Lid	17	14	44"	32"	5"	R14**LDN	13 lbs
16 BU Poly Hinged Lid	18.6	16	44"	32"	5"	R16**LDN	13 lbs
18 BU Poly Hinged Lid	24	18	46"	34"	5"	R18**LDN	14 lbs
20 BU Poly Hinged Lid	25.6	20	52"	36"	5"	R20**LDN	15 lbs

Outside dimensions listed

\*\*Color \*Caster Arrangement

## RECYCLE CARTS (RC)



- Durable molded polyethylene plastic
- Double wall top rim for added strength
- Steel channel powder coated base
- Six-wheel caster pattern for greater mobility

- Stackable for shipping and storage
- Lids available (R13\*\*LDN or R11\*\*LDN)

CAPACITY	LENGTH	WIDTH	HEIGHT	MODEL	WEIGHT
12.6 cu ft	35 1/2"	25"	33"	R11**RC*	70 lbs
21 cu ft	43 1/2"	29"	37"	R13**RCE	75 lbs
	35 1/2"	25"	n/a	R11**LDN	12 lbs
	43 1/2"	29"	n/a	R13**LDN	12 lbs

## LOCKING LID RECYCLE CARTS (RL)



- Durable molded polyethylene plastic
- Double wall top rim for added strength
- Steel channel powder coated base
- Six-wheel caster pattern for greater mobility
- Stackable for shipping and storage
- Sold as cart and locking lid (R13\*\*RLE)

- Includes hasp to lock lid onto cart
- Durable molded polyethylene lid
- Molded lid fits snug onto cart
- Option: cut slots for documents



CAPACITY	LENGTH	WIDTH	HEIGHT	MODEL	WEIGHT
12.6 cu ft	35 1/2"	25"	33"	R11**RL*	82 lbs
21 cu ft	43 1/2"	29"	37"	R13**RLE	87 lbs

## MAIL TRUCKS (MT)



- Double wall top construction of high density polyethylene
- 18-gauge welded steel base with powder coated finish

- Removable black vinyl secures load
- Standard 4" non-marking, heavy-duty casters
- 23 cubic ft/1,200 lb capacity

CAPACITY	LENGTH	WIDTH	HEIGHT	MODEL	WEIGHT
21 cu ft	48"	31 3/4"	37"	R23**MTC	97 lbs

\*\*Color

## BULL CARTS (BU)

- Tough, heavy duty cart ideal for corrugated recycling and general material handling
- Durable molded polyethylene plastic
- Steel channel powder coated base
- 4" hard rubber swivel casters
- Stackable for shipping and storage



CAPACITY	LENGTH	WIDTH	HEIGHT	MODEL	WEIGHT
19 cu ft	46"	32"	36"	R18**BUA	65 lbs

## PRODUCE CARTS (P2)

- Durable molded polyethylene plastic
- Steel channel powder coated base
- 4" hard rubber swivel casters
- Stackable for shipping and storage
- Includes polypropylene shelf, drain and "PRODUCE" decals



CAPACITY	LENGTH	WIDTH	HEIGHT	MODEL	WEIGHT
19 cu ft	46"	32"	36"	R18**P2A	65 lbs

## BULK CONTAINERS (BK)

- Durable molded polyethylene plastic
- Oversized lip for great stability
- Includes lid
- Forklift accessible
- Stackable for shipping and storage
- Available with steel base and casters (BKA)



CAPACITY	LENGTH	WIDTH	HEIGHT	MODEL	WEIGHT
44 cu ft	45"	45"	44"	R25**BKN	100 lbs
44 cu ft	45"	45"	49"	R25**BKA	120 lbs

\*\*Color

## UTILITY CARTS (UT)



- Multi-purpose material handling cart
- Durable molded polyethylene
- Heavy duty powder coated steel base
- 4" hard rubber casters
- Stackable for shipping and storage

CAPACITY	LENGTH	WIDTH	HEIGHT	MODEL	WEIGHT
16 cu ft	42"	29"	36"	R12**UTA	55 lbs

## LINEN CARTS (LC)



- Ideal for use on linen route trucks and general maintenance
- Durable molded polyethylene
- Built in side handles
- Heavy-duty powder coated steel base
- 4" Hard rubber casters
- Stackable for shipping and storage

CAPACITY	LENGTH	WIDTH	HEIGHT	MODEL	WEIGHT
19 cu ft	29"	29"	47"	R11**LCA	50 lbs

\*\*Color

## HOUSEKEEPING CARTS (HC)

- Standard bag color is blue; specify other color if required
- Powder coated steel construction
- Designed with durability in mind
- Full-length steel tubular frame
- 2 rigid 8" non-marking, locking wheels and 2 swivel 8" wheels
- Protective bumper with non-marking corners
- 3 shelves and 2 removable heavy-duty vinyl bags
- Minimal assembly required
- Cart available in beige
- Deluxe model includes a vacuum bar and a shelf for a glass rack
- Compact cart (R98) features one bag and a push handle



R99



R00

DESCRIPTION	LENGTH	WIDTH	HEIGHT	MODEL	WEIGHT
Compact Housekeeping Cart	42"	21"	42"	R98BGHCC	100 lbs
Standard Housekeeping Cart	56"	21"	41"	R00BGHCC	120 lbs
Deluxe Housekeeping Cart	56"	21"	41"	R99BGHCC	135 lbs

## HOUSEKEEPING CARTS BAGS

- Designed with durability in mind
- Heavy-duty vinyl bags
- Minimal assembly required
- Fits all Royal housekeeping carts

LENGTH	WIDTH	HEIGHT	MODEL	WEIGHT
21 1/2"	13"	29"	R00**HCN	4 lbs

### DIDN'T SEE WHAT YOU NEED?

Check out our website at [www.royal-basket.com](http://www.royal-basket.com) or send an inquiry to [sales@royal-basket.com](mailto:sales@royal-basket.com)

## PVC HAMPERS (L1/LF/LG/LQ)

- Durable solution for collection of laundry and linens
- PVC tubular frame
- ABS plastic lid
- Foot pedal operation on select models to allow for “no-hand” opening and closing of lid
- Bag holder included to secure removable poly bags within the mesh liner
- Available in one or two compartment hamper styles
- Liner constructed of breathable mesh in blue, green, red or white
- Liners feature multiple access points for removing contents from hamper



DESCRIPTION	GALLON	LENGTH	WIDTH	DEPTH	OVERALL HEIGHT	MODEL	WEIGHT
24 gallon single hamper	24	19"	19 3/4"	29 3/4"	34"	R24**L1A	16 lbs
24 gallon single hamper w/foot pedal	24	19"	19 3/4"	29 3/4"	34"	R24**LFA	16 lbs
24 gallon double hamper w/foot pedal	24	41 1/2"	19 3/4"	29 3/4"	34"	R24**LGA	32 lbs
35 gallon single hamper	35	23 1/4"	22 1/2"	29 3/4"	34"	R35**L1A	17 lbs
35 gallon single hamper w/foot pedal	35	23 1/4"	22 1/2"	29 3/4"	34"	R35**LFA	17 lbs
35 gallon double hamper	35	48 1/2"	22 1/2"	29 3/4"	34"	R35**LQA	34 lbs
35 gallon double hamper w/foot pedal	35	48 1/2"	22 1/2"	29 3/4"	34"	R35**LGA	34 lbs

Foot pedal sticks out 4"

## PVC HAMPER REPLACEMENT LINERS (LM)

DESCRIPTION	GALLON	LENGTH	WIDTH	DEPTH	OVERALL HEIGHT	MODEL	WEIGHT
24 gallon replacement liner	24	14"	14"	29 3/4"	n/a	R24**LMN	1 lbs
35 gallon replacement liner	35	18"	18"	29 3/4"	n/a	R35**LMN	2 lbs

- Replacement liners for PVC Hampers
- Snap easily onto PVC frame
- Breathable mesh in blue, green, red or white

\*\*Color



## PVC LINEN CARTS (L2/L3)



- Durable solution for pools, locker rooms and healthcare environments
- PVC tubular frame
- ABS plastic shelves with 150 lbs capacity each
- 4" polyurethane non-marking casters; corner mounted swivel (2 locking)
- Mesh covers with easy-open front access flap
- Available with 2 or 3 shelves
- Covers available in blue, green, red or white

DESCRIPTION	LENGTH	WIDTH	HEIGHT	MODEL	WEIGHT
24" PVC Linen Cart - 2 Shelves	24"	19 3/4"	42"	R24**L2A	20 lbs
24" PVC Linen Cart - 3 Shelves	24"	19 3/4"	59 1/2"	R24**L3A	27 lbs
32" PVC Linen Cart - 2 Shelves	32"	19 3/4"	42"	R32**L2A	23 lbs
32" PVC Linen Cart - 3 Shelves	32"	19 3/4"	59 1/2"	R32**L3A	31 lbs
42" PVC Linen Cart - 2 Shelves	42"	19 3/4"	43"	R42**L2A	30 lbs
42" PVC Linen Cart - 3 Shelves	42"	19 3/4"	60 1/2"	R42**L3A	38 lbs

*Dims do not include handle; sticks out approx. 8"*

## SHOWER TOWER (L3)



- Shelving unit ideal for shower and locker room areas
- PVC tubular frame
- Three ABS shelves rated for 150 lbs each
- Drain holes on each shelf to prevent pooling of water
- Adjustable rubber feet on bottom of tower
- Available in three sizes

LENGTH	WIDTH	OVERALL HEIGHT	MODEL	WEIGHT
24"	19 3/4"	60"	R2400L3A	26 lbs
32"	19 3/4"	60"	R3200L3A	29 lbs
42"	19 3/4"	60"	R4200L3A	36 lbs

\*\*Color

## BASKET TRUCK SPRING LIFTS (SL)



- Spring Lifts (SL) are for use with Basket Trucks (PM, PW, RV, KD, KW, HD)
- Keeps work at a safe and convenient height
- Steel wire platform is covered with heavy-duty vinyl
- Springs are vinyl covered for your protection
- Spring lifts have extra strong, powder coated steel attachment clips
- Ships economically via UPS or FedEx
- Replacement springs available

DESCRIPTION	BUSHEL	LENGTH	WIDTH	MODEL	WEIGHT
6 BU Basket Truck Spring Lift	6	26"	16"	R06**SLN	7 lbs
8 BU Basket Truck Spring Lift	8	30"	18"	R08**SLN	8 lbs
10 BU Basket Truck Spring Lift	10	32"	20"	R10**SLN	9 lbs
12 BU Basket Truck Spring Lift	12	32"	22"	R12**SLN	9 lbs
14 BU Basket Truck Spring Lift	14	36"	24"	R14**SLN	11 lbs
16 BU Basket Truck Spring Lift	16	36"	24"	R16**SLN	11 lbs
18 BU Basket Truck Spring Lift	18	38"	26"	R18**SLN	12 lbs
20 BU Basket Truck Spring Lift	20	44"	28"	R20**SLN	14 lbs
24 BU Basket Truck Spring Lift	24	50"	30"	R24**SLN	16 lbs

## POLY TRUCK SPRING LIFTS (PS)



- Poly Spring Lifts (PS) are for use with Poly Trucks (PT, PG, PL)
- Keeps work at a safe and convenient height
- Steel wire platform is covered with heavy-duty vinyl
- Springs are vinyl covered for your protection
- Poly spring lifts have galvanized steel attachment clips
- Ships economically via UPS or FedEx
- Replacement springs available

DESCRIPTION	BUSHEL	LENGTH	WIDTH	MODEL	WEIGHT
6 BU Poly Spring Lift	6	26"	16"	R06**PSN	7 lbs
8 BU Poly Spring Lift	8	30"	18"	R08**PSN	8 lbs
10 BU Poly Spring Lift	10	32"	20"	R10**PSN	9 lbs
12 BU Poly Spring Lift	12	32"	22"	R12**PSN	9 lbs
14 BU Poly Spring Lift	14	36"	24"	R14**PSN	11 lbs
16 BU Poly Spring Lift	16	36"	24"	R16**PSN	11 lbs
18 BU Poly Spring Lift	18	38"	26"	R18**PSN	12 lbs
20 BU Poly Spring Lift	20	44"	28"	R20**PSN	14 lbs
24 BU Poly Spring Lift	24	50"	30"	R24**PSN	16 lbs

\*\*Color

## REPLACEMENT LINERS (LN)

- Vinyl liners are made of 13 oz, super-strong, flame retardant, mildew and UV resistant material
- Canvas liners are made of heavy-duty natural white canvas
- Liner topping made of 22 oz. dock black vinyl
- Liner laces onto cart frame with a nylon rope through a double row of rust resistant grommets in a reinforced hem
- Replacement liners are also available with velcro instead of grommets. Call for details.
- Available in 12 vinyl colors or canvas
- Ships economically via UPS or FedEx



DESCRIPTION	CU FT	BUSHEL	LENGTH	WIDTH	DEPTH	CANVAS		VINYL	
						MODEL	WEIGHT	MODEL	WEIGHT
3 BU Replacement Liner	4.5	3	24"	18"	18"	R03CNLNN	3 lbs	R03**LNN	3 lbs
4 BU Replacement Liner	4.9	4	26"	18"	18"	R04CNLNN	4 lbs	R04**LNN	3 lbs
6 BU Replacement Liner	7.1	6	30"	20"	20 1/2"	R06CNLNN	4 lbs	R06**LNN	3 lbs
8 BU Replacement Liner	10	8	34"	22"	23"	R08CNLNN	5 lbs	R08**LNN	4 lbs
10 BU Replacement Liner	12.5	10	36"	24"	25"	R10CNLNN	5 lbs	R10**LNN	4 lbs
12 BU Replacement Liner	14.9	12	36"	26"	27 1/2"	R12CNLNN	6 lbs	R12**LNN	5 lbs
14 BU Replacement Liner	17.8	14	40"	28"	27 1/2"	R14CNLNN	6 lbs	R14**LNN	5 lbs
16 BU Replacement Liner	19.4	16	40"	28"	30"	R16CNLNN	6 lbs	R16**LNN	5 lbs
18 BU Replacement Liner	21.9	18	42"	30"	30"	R18CNLNN	7 lbs	R18**LNN	6 lbs
20 BU Replacement Liner	26.7	20	48"	32"	30"	R20CNLNN	8 lbs	R20**LNN	6 lbs
24 BU Replacement Liner	31.9	24	54"	34"	30"	R24CNLNN	8 lbs	R24**LNN	7 lbs

## TRUCK INSERTS (TI)


- 210 Denier white urethane coated nylon
- Provides barrier against dirt and bacteria
- Elastic hem for snug fit
- Easy removal for cleaning; machine washable
- Ships economically via UPS or FedEx



DESCRIPTION	CU FT	BUSHEL	LENGTH	WIDTH	DEPTH	MODEL	WEIGHT
6 BU Truck Insert	7.1	6	30"	20"	18"	R06WHTIN	2 lbs
8 BU Truck Insert	10	8	34"	22"	20 1/2"	R08WHTIN	2 lbs
10 BU Truck Insert	12.5	10	36"	24"	23"	R10WHTIN	2 lbs
12 BU Truck Insert	14.9	12	36"	26"	25"	R12WHTIN	3 lbs
14 BU Truck Insert	17.8	14	40"	28"	27 1/2"	R14WHTIN	3 lbs
16 BU Truck Insert	19.4	16	40"	28"	27 1/2"	R16WHTIN	3 lbs
18 BU Truck Insert	21.9	18	42"	30"	30"	R18WHTIN	4 lbs
20 BU Truck Insert	26.7	20	48"	32"	30"	R20WHTIN	4 lbs
24 BU Truck Insert	31.9	24	54"	34"	30"	R24WHTIN	4 lbs

\*\*Color

## NYLON CAPS (CP)



CP

CAPACITY	LENGTH	WIDTH	HEIGHT	MODEL	WEIGHT
6	30"	20"	6"	R06WHCPN	1 lb
8	34"	22"	6"	R08WHCPN	1 lb
10	36"	24"	6"	R10WHCPN	1 lb
12	36"	26"	6"	R12WHCPN	2 lbs
14	40"	28"	6"	R14WHCPN	2 lbs
16	40"	28"	6"	R16WHCPN	2 lbs
18	42"	30"	6"	R18WHCPN	3 lbs
20	48"	32"	6"	R20WHCPN	3 lbs
24	54"	34"	6"	R24WHCPN	3 lbs

## VINYL & NYLON COVERS (VC/NC)

BUSHEL	LENGTH	WIDTH	VINYL		NYLON	
			MODEL	WEIGHT	MODEL	WEIGHT
6	30"	20"	R06BKVCN	1 lb	R06WHNCN	1 lb
8	34"	22"	R08BKVCN	1 lb	R08WHNCN	1 lb
10	36"	24"	R10BKVCN	1 lb	R10WHNCN	1 lb
12	36"	26"	R12BKVCN	2 lbs	R12WHNCN	2 lbs
14	40"	28"	R14BKVCN	2 lbs	R14WHNCN	2 lbs
16	40"	28"	R16BKVCN	2 lbs	R16WHNCN	2 lbs
18	42"	30"	R18BKVCN	3 lbs	R18WHNCN	3 lbs
20	48"	32"	R20BKVCN	3 lbs	R20WHNCN	3 lbs
24	54"	34"	R24BKVCN	3 lbs	R24WHNCN	3 lbs



VC

### Black Vinyl Cover (VC)

- Super-strong, 13 oz reinforced vinyl
- Elastic sewn in hem
- Available in 11 sizes (3 – 24 bushel)
- Ships economically via UPS or Fed Ex

### White Nylon Cover (NC)

- Lightweight, durable 210 denier nylon
- Elastic sewn in hem
- Machine washable
- Available in 11 sizes (3 – 24 bushel)
- Ships economically via UPS or Fed Ex

## BULK COVERS (VC/NC)



- Vinyl or navy blue 1000 denier nylon cover
- Fits 48 cu ft bulk trucks and turnabout trucks
- Zip closure with ties to keep flap secure when open
- Great for covering carts while in transit or storage

CAPACITY	LENGTH	WIDTH	HEIGHT	MODEL	WEIGHT
	48"	29"	n/a	R48**VCN	8 lbs
-	48"	29"	n/a	R48NBNCN	8 lbs

\*\*Color

## CORNER BUMPERS (BM)

- One-piece, non-marking bumpers
- Easily field-installed
- Protects walls, doorways, elevators, etc.

DESCRIPTION	MODEL
Set of 4 Corner Bumpers - White	R00WHBMK
Set of 4 Corner Bumpers - Black	R00BKBMK



## SPRINGS (SG)

- Standard springs available in 3" and 7" as a replacement for existing spring lifts
- Specify vinyl sleeve color when ordering

DESCRIPTION	MODEL
Replacement Spring - 3"	R03**SGN
Replacement Spring - 7"	R07**SGN



## JANITORIAL ORGANIZER (JS)

- Four (4) 10" deep pockets for convenient cleaning supply storage
- Available in 12 vinyl colors
- Hangs neatly using quick-clips on your basket truck
- Ships economically via UPS & FedEx

DESCRIPTION	MODEL
Janitorial Supply Organizer	R00**JSN



\*\*Color

## CUSTOM SCREEN PRINTING



- Screen print your company logo or name onto canvas or vinyl basket trucks
- Ideal for labeling carts for distribution and use

DESCRIPTION	MODEL
Custom Screen Printing Set-Up	R0000SUN
Custom Screen Printing Per Cart	R0000SNN

Contact [sales@royal-basket.com](mailto:sales@royal-basket.com) or 800.426.6447 for more information

## CASTERS (CR/CS)

SIZE	TYPE	RIGID	WEIGHT	SWIVEL	WEIGHT
3"	POLYURETHANE	R03GRCRU	2 lbs	R03GRCSU	2 lbs
3"	SOFT RUBBER	R03BKCRS	2 lbs	R03BKCSS	2 lbs
3"	HARD RUBBER	R03BKCRH	2 lbs	R03BKCSH	2 lbs
4"	POLYURETHANE	R04GRCRU	2 1/2 lbs	R04GRCSU	2 1/2 lbs
4"	SOFT RUBBER	R04BKCRS	2 1/2 lbs	R04BKCSS	2 1/2 lbs
4"	HARD RUBBER	R04BKCRH	2 1/2 lbs	R04BKCSH	2 1/2 lbs
5"	POLYURETHANE	R05RDCRU	3 1/2 lbs	R05RDCSU	3 1/2 lbs
5"	SOFT RUBBER	R05BKCRS	3 1/2 lbs	R05BKCSS	3 1/2 lbs
5"	HARD RUBBER	R05BKCRH	3 1/2 lbs	R05BKCSH	3 1/2 lbs
6"	POLYURETHANE	R06RDCRU	4 1/2 lbs	R06RDCSU	4 1/2 lbs
6"	SOFT RUBBER	R06BKCRS	4 1/2 lbs	R06BKCSS	4 1/2 lbs
6"	HARD RUBBER	R06BKCRH	4 1/2 lbs	R06BKCSH	4 1/2 lbs
6"	PNEUMATIC	R06BKCRP	5 lbs	R06BKCSP	5 lbs
6"	BULK POLY CASTERS	R06GRBRR	5 lbs	R06GRBSR	5 lbs



- Available in four (4) sizes
- Types: Polyurethane, Soft Rubber, Hard Rubber and Pneumatic
- Weigh Capacity: 3" – 150 lbs  
4" to 6" – 250 lbs

# ROYAL

## BASKET TRUCKS

### Why Royal? Because...

- All products made in the USA
- Ability to customize carts and trucks to meet your application
- Superior customer service and support
  - Top-quality products
  - Short lead times
- Vast array of color options
- Large product selection

### Applications for Royal Products

- Sorting & Collecting
  - Recycling
- Shipping & Receiving
  - Mail Room
  - Janitorial
- Laundry/Commercial Laundry
  - Factory Kan Ban Systems
- Pool/Spa Towel Collection & Storage
  - Housekeeping
  - Hospitality
  - Healthcare
  - Food Service
- Housing Facilities
  - Locker Rooms
    - Athletics
    - Libraries

# ROYAL BASKET TRUCKS



201 Badger Pkwy • Darien, WI 53114  
Phone: 800-426-6447 • Fax: 262-882-3389

[www.royal-basket.com](http://www.royal-basket.com)

See your local authorized distributor: