

Basket Truck Ordering Guidelines

6 QUESTIONS TO ASK WHEN ORDERING:

1. Size - Where Will It Be Used?

- Doorways? 16 bushel (40" x 28" x 30") is the largest size to fit through a standard doorway
- Counters or other obstacles? Verify the height.

2. Liner - Type?

- Vinyl - mold, mildew, UV and tear resistant, flame retardant; easy clean-up; available in many colors
- Canvas - abrasion resistant; available in white only

3. Liner Installation

- Permanent - Factory installed (consider shipping costs due to dimensional weight)
- Removable - Requires field installation of liner

4. Freight

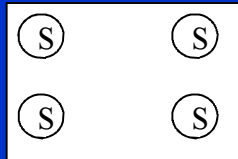
- Ordering 1 or 2 units? Knock Down (KD) ships UPS (8, 10, 12, 14, or 16 bushel); some assembly required
- 3 or more units ship common carrier

5. Accessories

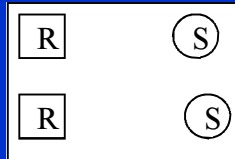
- Spring Lift - Keeps work at a convenient height
Measure Length x Width to determine bushel size
- Corner Bumpers - protect walls and doorframes

6. Caster Patterns

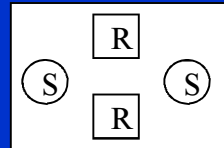
- Pattern "A": Corner mount, 4 swivel casters; maximum maneuverability; most common caster pattern
- Pattern "C": Corner mount, 2 rigid/2 swivel casters; Ideal for long straight runs
- Pattern "D": Diamond mount, 2 rigid/2 swivel casters; traditional postal/tilt pattern



Pattern A



Pattern C



Pattern D